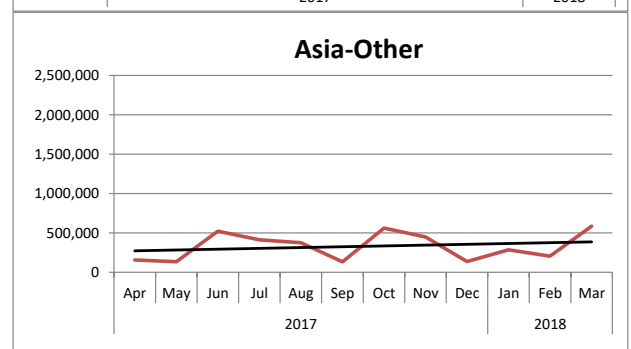
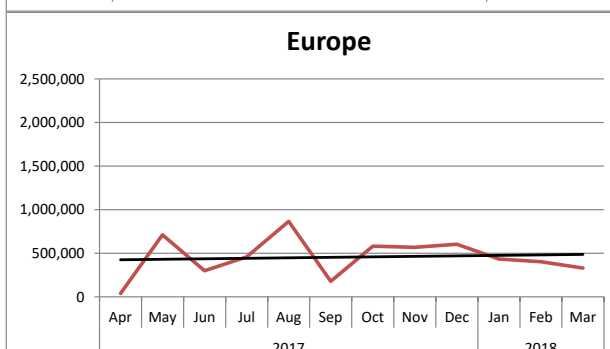
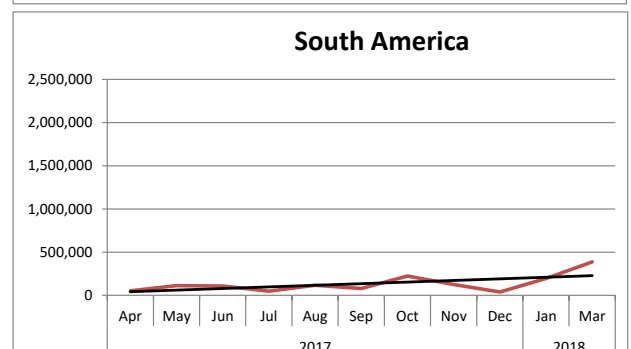
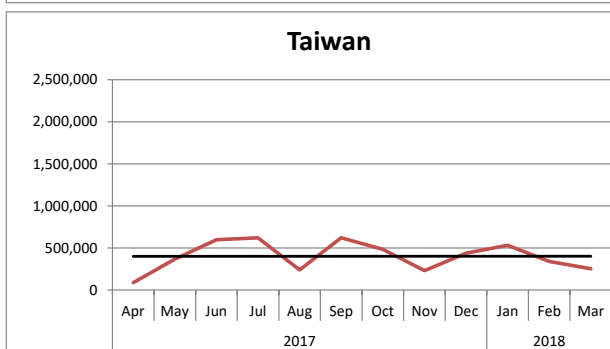
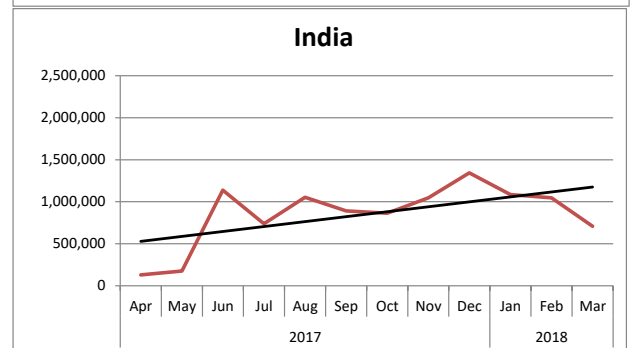
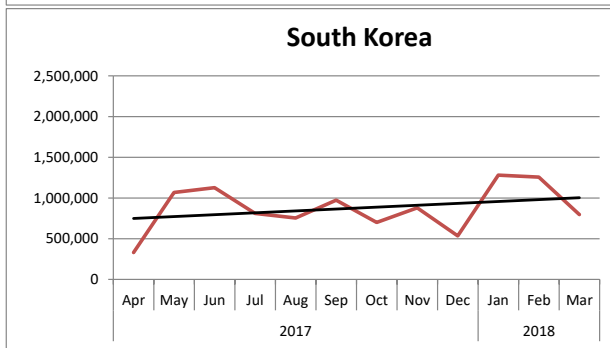
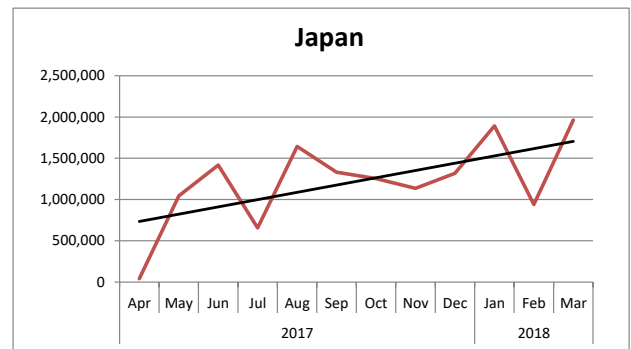
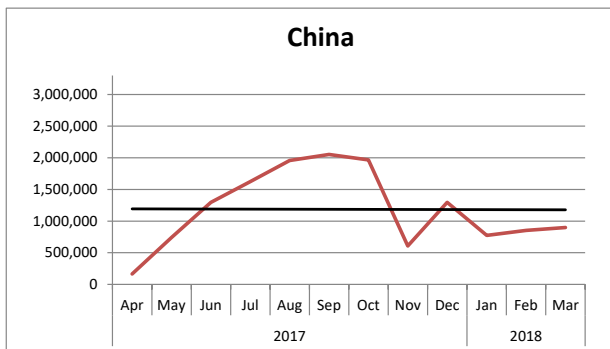


### DBCT export destinations - Rolling twelve months

Month	Asia-Other	China	Europe	India	Japan	South Africa	South America	South Korea	Taiwan		
2017	Apr	156,335	165,000	39,102	129,647	41,221	-	52,502	330,470	87,355	
	May	134,235	740,555	712,166	175,736	1,044,957	-	110,981	1,068,718	368,028	
	Jun	522,336	1,297,435	299,683	1,137,595	1,417,000	-	107,796	1,125,584	598,669	
	Jul	412,195	1,623,354	456,955	737,792	656,774	221,640	48,500	810,799	619,654	
	Aug	376,107	1,956,079	865,451	1,054,239	1,642,127	-	116,045	755,085	239,010	
	Sep	132,647	2,052,950	178,154	891,924	1,332,372	149,598	77,772	973,043	620,565	
	Oct	560,496	1,966,995	581,361	864,351	1,253,829	-	223,322	699,027	484,536	
	Nov	447,997	606,394	567,426	1,045,917	1,135,619	84,706	124,475	879,410	229,815	
	Dec	136,641	1,295,992	604,043	1,343,843	1,317,016	78,100	38,206	535,532	438,070	
	2018	Jan	284,655	774,054	432,636	1,085,354	1,893,028	90,350	193,370	1,280,457	531,977
		Feb	204,801	852,365	403,457	1,046,293	940,497	78,412	-	1,257,133	340,617
		Mar	584,552	897,144	330,037	708,731	1,962,959	122,033	386,686	795,672	252,457
12 Month Avg.		329,416	1,185,693	455,873	851,785	1,219,783	68,737	123,305	875,911	400,896	



**Notes**  
 This report only includes tonnages exported prior to midnight 31/03/2018